

My Traveling Girl Scout



My Traveling Girl Scout is a 100th Anniversary celebration activity for girls to engage those outside their every day local network to discover new things, connect with family and their community and take action to make the world a better place. My Traveling Girl Scout is a great way for girls to learn about relatives and friends that live in other places and to share with them what being a Girl Scout means to them. The goal is for girls to discover something new about the person or their home town; connect with them or the community and if possible to do something that will better the world around them.

Through engagement of friends and family outside their local network we hope that girls become more socially aware of cultural differences among different places in the United States and possibly globally.

Girls are invited to create their own traveling Girl Scout using the template included in this packet and then send it to friends and family with a story of what Girl Scouting means to them. They will ask the recipient to please help the Traveling Girl Scout discover something new, connect with their family or community and then take action to make the world a better place. Taking action can mean she helps them garden one day, collects can food to prepare for the holiday drive, serves breakfast to those in need, or engages in another activity to improve the world around her. Once they have done this they are asked to share Traveling Girl Scouts journey in the Travel Journal, as well as attach photos and send the Traveling Girl Scout back to the Girl Scout who sent it to them.

When girls get back their traveling Girl Scout they have the opportunity to share what they learned through her travels with other Girl Scouts by filling out the Traveling Girl Scout Travel Guide and e-mailing it to program@girlscoutsnorcal.org. When the form is received the location will be added to our Traveling Girl Scouts' travel map in the 100th Anniversary section of our website and her travel journal entry will be entered for display at One Hundred, Fun Hundred. Our website is www.girlscoutsnorcal.org

My Traveling Girl Scout




Girls:

- decorate your paper Traveling Girl Scout doll and cut her out
- write up a *Traveling Girl Scout Information* sheet about yourself
- send this doll and the *Information Page* (more than one if they want) to friends and relatives around the country/world. The information sheet is asking them to take photos of your doll at various places, especially related to Discovering, Connecting and Taking Action.
- collect and share these photos: share with your Girl Scout troop, with your Service Unit and at events. There will be a special display of ALL of the Traveling Girl Scout photos at the One Hundred Fun Hundred event on May 5, 2012.
- send a thank you note to anyone who returns photos of your Girl Scout

Adults:

- provide the paper GS doll print-out, information sheets, envelopes and postage
- assist girls in finding addresses of family and friends to send the dolls to visit within the USA and internationally if possible
- another possibility is to scan her Traveling Girl Scout and the Information sheet and email it to family and friends
- provide opportunities for girls to display their photos (at troop meetings, ceremonies, Thinking Day events, One Hundred Fun Hundred and other GS events)



Questions? Please contact the Program Department at Program@GirlScoutsNorCal.org

Traveling Girl Scout Information



Girl Scouts of the USA was started in 1912 by Juliette Low, our founder. We are preparing to celebrate our 100th Anniversary. In honor of our centennial, and our continued relationship with friends around the nation and around the world, I am sending out my TRAVELING GIRL SCOUT to visit you and your friends.

Please take her to special places in and around your home and take photos of her, just as you would any other guest or tourist. Write where the location is on the back of each photo and send them back to me by the date below. When you send these photos back to me I will share them with other Girl Scouts.

Girl Scouts focus on activities where we “Discover, Connect and Take Action”. It would be great if my TRAVELING GIRL SCOUTS could experience these things when she is visiting you.

Thank you for helping me with this project. I look forward to receiving my TRAVELING GIRL SCOUT back from you.

Here is some information about me:

My name is: _____

I am a Girl Scout Daisy Brownie Junior Cadette Senior Ambassador

My favorite thing about Girl Scouts is: _____


_____.

Please send My Traveling Girl Scouts back to me by: _____

My address is: _____

City/State/Zip Code: _____

For more information about Girl Scouts of Northern California go to: www.GirlScoutsNorCal.org



Traveling Girl Scout Travel Journal

While the Traveling Girl Scout is visiting you please take the Traveling Girl Scout out to some place of importance for you. The Girl Scout leadership experience is comprised of three pillars to develop girls as strong leaders. These three pillars are discover, connect and take action. While Traveling Girl Scout is with you please help her discover something new, connect with your family or community and then take action to make the world a better place. Taking action can mean she helps you garden one day, collects can food to prepare for the holiday drive, serves breakfast to those in need or anything else that makes the world around her better. Once you have done this please record it here and send the Traveling Girl Scout back to the Girl Scout who sent it to you.

City and state: _____


What did Traveling Girl Scout Discover?

How did the Traveling Girl Scout connect with your family and/or community?

How did you and the Traveling Girl Scout take Action to make the world a better place?

Please send photos back with the Traveling Girl Scout of your adventure. We hope that you enjoyed your visit with the Traveling Girl Scout and learned a little more about Girl Scouting in the process.

Thank you for your participation!



✂ ✂ ✂ Cut out your Traveling Girl Scout and she should fold easily into a #10 Envelope, along with your information sheet.

